

Talbot House Mystery Tour

an interactive session focusing on the hidden treasures and little secrets of Talbot House

educational target: reading comprehension combined with digital skills

specification: one hour; individual assignment: tools: smartphone (Google, Wikipedia, camera)

description: students go on a hunt for objects and artefacts related to the (hidden) history of the House. When located they take a picture of the items in question. There are ten challenges set, and therefore ten photos are expected on completing the full tour. Finally, students show the result to someone of the staff, or alternatively mail them to the TH info address for checking.


didactic method: students first have to read the challenge carefully (and possibly look up new words) and then explore the site in order to locate the hidden 'treasure' or 'secret'. For each challenge a hint is given.

in the Concert Hall (exhibition)

1 The building where you are now was once used to dry hops. Can you find the **chimney hatch** that was used to burn sulphur in (meant to keep the hops green and healthy)?

 -> *hint: first find the statue of Tubby*

2 Find a then-forbidden **item of entertainment** that was used by the soldiers for gambling.

 -> *hint: like any other board-games dice were involved in the Crown & Anchor game!*

3 Talbot House was used by British and Commonwealth armies during the Great War, but some items stand out in the exhibition which were used by **the German Army during WW2**.

 -> *hint: it's something to do with food*

in the house


in the old canteen

4 Study the background of the enlarged B&W photo. There is an indistinct '**trompe l'oeil**' just visible in this old picture (the trompe l'oeil has since disappeared from the same wall). Try to take a good photo of this detail.

 -> *hint: it shows a scene of swans and water lilies*


on the ground floor

5 Mr Coevoet, the owner of the house, and other owners before him, were in a trade that involved a fragrant flower used in the brewing of beer. Take a picture of this **branch of flowers**.

 -> *hint: have a look at the staircase*


on the first floor

6 There is a **hidden door** here which was used for keeping the heat in - and possibly also the noise coming from downstairs.

 -> *hint: it's a sliding model*


on the second floor

7 Go on the internet and google The Last Supper painting by Leonardo Da Vinci. Have a look at the wood carving and compare both. Take a picture of **John the Baptist**, Jesus' favourite disciple.

 -> *hint: John is portrayed as a rather effeminate figure*


on the third floor (the chapel)

8 We suppose that the lady of the house used the attic for drying the linen. Zoom in on the roof and take a picture of the **hooks** which once held the washing lines.

 -> *hint: look at the beams in the roof*

in the garden

9 During the war the family found refuge in the neighbours' cellar when the town was being shelled. This **access hole** is still visible.

 -> *hint: it's bricked up now*

10 Take a look at the picture of the concert party (on the Slessorium wall). Take a close-up photo of **Ivy**, the drag queen.

 -> *hint: she/he stands well out from the rest!*

my score:/10